



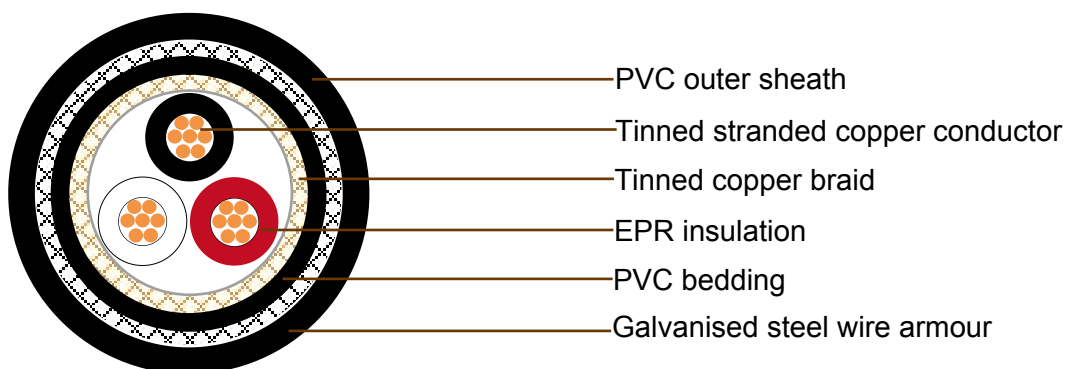
### 0.6/1kV

## [FA-] SPYCS, SPYCBS, DPYCS, TPYCS, FPYCS [FA-] SPYCYS, SPYCBYS, DPYCYS, TPYCYS, FPYCYS

### Standard

- ▶ JISC 3410-1999
- ▶ IEC 60332-1
- ▶ IEC 60332-3 Cat.A(for FA-type)

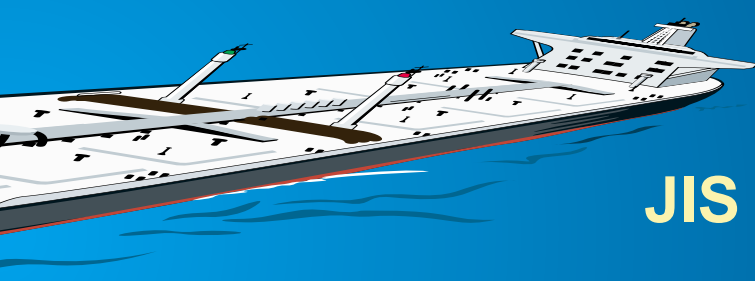
### Cable Construction



<b>Conductor</b>	S(D,T)	Tinned annealed stranded copper, class 2 according to IEC 60228
<b>Insulation</b>	P	85°C EPR as per JIS C 3410
<b>Cabling</b>		Insulated conductors shall be cabled. Flame retardant & non-hygroscopic fillers may be used
<b>Overall Shield</b>	S	Tinned copper wire braid
<b>Bedding</b>	Y	PVC as per JIS C 3410
<b>Armor</b>	C (CB)	Galvanized steel wire braid(-C TYPE) or copper alloy wire braid(-CB TYPE)
<b>Sheath</b>	Y	PVC as per JIS C 3410
<b>Core identification</b>		1C Black 2C Black, White 3C Black, White, Red
<b>Outer sheath color</b>		Black

### Cable Parameter





# Caledonian JIS Shipboard Cables



## 0.6/1KV (FA-) SPYCS, SPYCBS

Conductor			Thick. of insulation	Dia. of shield wire	Thick. of bedding	Dia. over bedding	Dia. of armor wire	(FA-) SPYCS, SPYCBS		
Size	Construction	O.D						Nom. overall dia.	Tolerance	Cable weight
mm <sup>2</sup>	No./mm	mm	mm	mm	mm	mm	mm	mm	mm	Kg / Km
1.5	7/0.53	1.59	1	0.12	1	6.4	0.3	8	0.4	110
2.5	7/0.67	2.01	1	0.12	1	6.9	0.3	8.5	0.4	130
4	7/0.85	2.55	1	0.12	1	7.5	0.3	9.1	0.5	150
6	7/1.04	3.12	1	0.14	1	8.1	0.3	9.7	0.5	180
10	7/1.35	4.05	1	0.14	1.1	9.4	0.3	11	0.6	240
16	7/1.70	5.1	1	0.14	1.1	10.4	0.3	12	0.6	320
25	7/2.14	6.42	1.2	0.14	1.2	12.3	0.3	13.9	0.7	450
35	7/2.52	7.56	1.2	0.16	1.2	13.6	0.3	15.2	0.8	550
50	19/1.78	8.9	1.4	0.16	1.3	15.7	0.3	17.3	0.9	710
70	19/2.14	10.7	1.6	0.16	1.4	18.1	0.3	19.7	1	980
95	19/2.52	12.6	1.6	0.16	1.5	20.3	0.3	21.9	1.1	1280
120	37/2.03	14.2	1.6	0.18	1.6	22.2	0.3	23.8	1.2	1570
150	37/2.25	15.8	1.8	0.18	1.6	24.2	0.3	25.8	1.3	1900
185	37/2.52	17.6	2	0.18	1.7	26.6	0.3	28.2	1.4	2310
240	61/2.25	20.3	2.2	0.2	1.8	30.1	0.4	32.2	1.6	2980
300	61/2.52	22.7	2.4	0.2	2	33.4	0.4	35.5	1.8	3750

## 0.6/1KV (FA-) SPYCYS, SPYCBYS

Conductor			Thick. of insulation	Dia. of shield wire	Thick. of bedding	Dia. over bedding	Dia. of armor wire	Thick. of covering	(FA-) SPYCYS, SPYCBYS		
Size	Construction	O.D							Nom. overall dia.	Tolerance	Cable weight
mm <sup>2</sup>	No./mm	mm	mm	mm	mm	mm	mm	mm	mm	Kg / Km	
1.5	7/0.53	1.59	1	0.12	1	6.4	0.3	0.8	9.9	0.5	150
2.5	7/0.67	2.01	1	0.12	1	6.9	0.3	0.8	10.6	0.5	160
4	7/0.85	2.55	1	0.12	1	7.5	0.3	0.8	11.2	0.6	185
6	7/1.04	3.12	1	0.14	1	8.1	0.3	0.8	12.1	0.6	220
10	7/1.35	4.05	1	0.14	1.1	9.4	0.3	0.9	13.4	0.7	280
16	7/1.70	5.1	1	0.14	1.1	10.4	0.3	0.9	14.6	0.7	370
25	7/2.14	6.42	1.2	0.14	1.2	12.3	0.3	0.9	16.5	0.8	500
35	7/2.52	7.56	1.2	0.16	1.2	13.6	0.3	1	18	0.9	620
50	19/1.78	8.9	1.4	0.16	1.3	15.7	0.3	1	20.3	1	790
70	19/2.14	10.7	1.6	0.16	1.4	18.1	0.3	1.1	22.9	1.1	1100
95	19/2.52	12.6	1.6	0.16	1.5	20.3	0.3	1.1	21.9	1.1	1400
120	37/2.03	14.2	1.6	0.18	1.6	22.2	0.3	1.2	23.8	1.2	1700
150	37/2.25	15.8	1.8	0.18	1.6	24.2	0.3	1.2	25.8	1.3	2020
185	37/2.52	17.6	2	0.18	1.7	26.6	0.3	1.3	28.2	1.4	2500
240	61/2.25	20.3	2.2	0.2	1.8	30.1	0.4	1.4	32.2	1.6	3200
300	61/2.52	22.7	2.4	0.2	2	33.4	0.4	1.5	35.5	1.8	4000



# Addison

## JIS Shipboard Cables



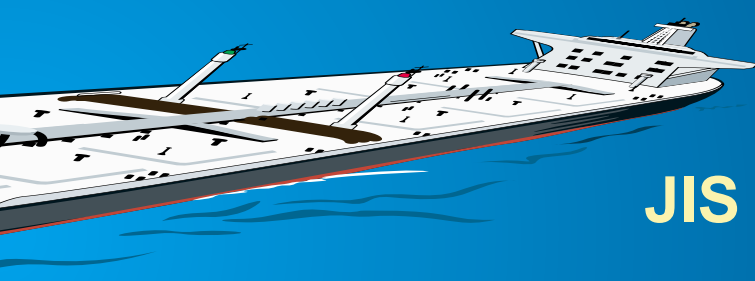
### 0.6/1KV (FA-) DPYCS

Conductor			Thick. of insulation	Dia. of shield wire	Thick. of bedding	Dia. over bedding	Dia. of steel wire	(FA-) DPYCS		
Size	Construction	O.D						Nom. overall dia.	Tolerance	Cable weight
mm <sup>2</sup>	No./mm	mm	mm	mm	mm	mm	mm	mm	mm	Kg / Km
1.5	7/0.53	1.59	1.0	0.14	1.2	11.3	0.3	12.6	0.5	265
2.5	7/0.67	2.01	1.0	0.14	1.2	12.2	0.3	13.5	0.5	310
4	7/0.85	2.55	1.0	0.16	1.2	13.4	0.3	14.7	0.6	380
6	7/1.04	3.12	1.0	0.16	1.3	14.4	0.3	15.9	0.8	460
10	7/1.35	4.05	1.0	0.16	1.3	16.4	0.3	18.0	0.9	610
16	7/1.70	5.1	1.0	0.16	1.4	18.7	0.3	20.2	1.0	790
25	7/2.14	6.42	1.2	0.18	1.6	22.5	0.3	24.1	1.2	1100
35	7/2.52	7.56	1.2	0.18	1.7	25.0	0.3	26.6	1.3	1400
50	19/1.78	8.9	1.4	0.18	1.8	29.1	0.3	30.6	1.5	1800
70	19/2.14	10.7	1.6	0.2	2.0	34.0	0.4	36.1	1.8	2640
95	19/2.52	12.6	1.6	0.26	2.2	38.7	0.4	40.7	2.0	3410
120	37/2.03	14.2	1.6	0.26	2.3	42.1	0.4	44.2	2.2	3900
150	37/2.25	15.8	1.8	0.18	1.6	24.2	0.3	25.8	1.3	1900
185	37/2.52	17.6	2	0.18	1.7	26.6	0.3	28.2	1.4	2310
240	61/2.25	20.3	2.2	0.2	1.8	30.1	0.4	32.2	1.6	2980
300	61/2.52	22.7	2.4	0.2	2	33.4	0.4	35.5	1.8	3750

### 0.6/1KV (FA-) DPYCYS

Conductor			Thick. of insulation	Dia. of shield wire	Thick. of bedding	Dia. over bedding	Dia. of steel wire	Thick. of covering	(FA-) DPYCYS		
Size	Construction	O.D							Nom. overall dia.	Tolerance	Cable weight
mm <sup>2</sup>	No./mm	mm	mm	mm	mm	mm	mm	mm	mm	Kg / Km	
1.5	7/0.53	1.59	1.0	0.14	1.2	11.3	0.3	0.9	14.6	0.6	325
2.5	7/0.67	2.01	1.0	0.14	1.2	12.2	0.3	0.9	15.5	0.6	375
4	7/0.85	2.55	1.0	0.16	1.2	13.4	0.3	1.0	16.9	0.7	455
6	7/1.04	3.12	1.0	0.16	1.3	14.4	0.3	1.0	18.1	0.9	550
10	7/1.35	4.05	1.0	0.16	1.3	16.4	0.3	1.0	20.2	1.0	710
16	7/1.70	5.1	1.0	0.16	1.4	18.7	0.3	1.1	22.6	1.1	910
25	7/2.14	6.42	1.2	0.18	1.6	22.5	0.3	1.2	26.7	1.3	1290
35	7/2.52	7.56	1.2	0.18	1.7	25.0	0.3	1.3	29.3	1.5	1620
50	19/1.78	8.9	1.4	0.18	1.8	29.1	0.3	1.4	33.6	1.7	2030
70	19/2.14	10.7	1.6	0.2	2.0	34.0	0.4	1.5	39.3	2.0	2900
95	19/2.52	12.6	1.6	0.26	2.2	38.7	0.4	1.6	44.2	2.2	3700
120	37/2.03	14.2	1.6	0.26	2.3	42.1	0.4	1.7	47.9	2.4	4320
150	37/2.25	15.8	1.8	0.18	1.6	24.2	0.3	1.2	25.8	1.3	2020
185	37/2.52	17.6	2	0.18	1.7	26.6	0.3	1.3	28.2	1.4	2500
240	61/2.25	20.3	2.2	0.2	1.8	30.1	0.4	1.4	32.2	1.6	3200
300	61/2.52	22.7	2.4	0.2	2	33.4	0.4	1.5	35.5	1.8	4000





# Caledonian JIS Shipboard Cables



## 0.6/1KV (FA-) TPYCS

Conductor			Thick. of insulation	Dia. of shield wire	Thick. of bedding	Dia. over bedding	Dia. of steel wire	(FA-) TPYCS		
Size	Construction	O.D						Nom. overall dia.	Tolerance	Cable weight
mm <sup>2</sup>	No./mm	mm	mm	mm	mm	mm	mm	mm	mm	Kg / Km
1.5	7/0.53	1.59	1.0	0.14	1.2	11.9	0.3	13.2	0.5	305
2.5	7/0.67	2.01	1.0	0.14	1.2	12.9	0.3	14.2	0.6	360
4	7/0.85	2.55	1.0	0.16	1.3	14.4	0.3	15.7	0.6	455
6	7/1.04	3.12	1.0	0.16	1.3	15.3	0.3	16.8	0.8	530
10	7/1.35	4.05	1.0	0.16	1.4	17.5	0.3	19.0	1.0	730
16	7/1.70	5.1	1.0	0.16	1.5	19.8	0.3	21.4	1.1	990
25	7/2.14	6.42	1.2	0.18	1.6	24.0	0.3	25.6	1.3	1400
35	7/2.52	7.56	1.2	0.18	1.7	26.7	0.3	28.2	1.4	1850
50	19/1.78	8.9	1.4	0.2	1.9	31.1	0.3	32.7	1.6	2450
70	19/2.14	10.7	1.6	0.26	2.1	36.6	0.4	38.7	1.9	3350
95	19/2.52	12.6	1.6	0.26	2.3	41.3	0.4	43.4	2.2	4390
120	37/2.03	14.2	1.6	0.26	2.4	45.0	0.4	47.1	2.4	5350
150	37/2.25	15.8	1.8	0.26	2.6	49.8	0.4	51.8	2.6	6100
185	37/2.52	17.6	2.0	0.26	2.8	54.9	0.4	57.0	2.9	7530


## 0.6/1KV (FA-) TPYCYS

Conductor			Thick. of insulation	Dia. of shield wire	Thick. of bedding	Dia. over bedding	Dia. of steel wire	Thick. of covering	(FA-) TPYCYS		
Size	Construction	O.D							Nom. overall dia.	Tolerance	Cable weight
mm <sup>2</sup>	No./mm	mm	mm	mm	mm	mm	mm	mm	mm	Kg / Km	
1.5	7/0.53	1.59	1.0	0.14	1.2	11.9	0.3	0.9	15.2	0.6	365
2.5	7/0.67	2.01	1.0	0.14	1.2	12.9	0.3	1.0	16.4	0.7	430
4	7/0.85	2.55	1.0	0.16	1.3	14.4	0.3	1.0	17.9	0.7	535
6	7/1.04	3.12	1.0	0.16	1.3	15.3	0.3	1.0	18.9	1.0	610
10	7/1.35	4.05	1.0	0.16	1.4	17.5	0.3	1.1	21.4	1.1	830
16	7/1.70	5.1	1.0	0.16	1.5	19.8	0.3	1.1	23.8	1.2	1100
25	7/2.14	6.42	1.2	0.18	1.6	24.0	0.3	1.2	28.2	1.4	1550
35	7/2.52	7.56	1.2	0.18	1.7	26.7	0.3	1.3	31.0	1.6	2020
50	19/1.78	8.9	1.4	0.2	1.9	31.1	0.3	1.4	35.7	1.8	2670
70	19/2.14	10.7	1.6	0.26	2.1	36.6	0.4	1.6	42.1	2.1	3650
95	19/2.52	12.6	1.6	0.26	2.3	41.3	0.4	1.7	47.0	2.3	4730
120	37/2.03	14.2	1.6	0.26	2.4	45.0	0.4	1.8	50.9	2.5	5740
150	37/2.25	15.8	1.8	0.26	2.6	49.8	0.4	1.9	55.9	2.8	6570
185	37/2.52	17.6	2.0	0.26	2.8	54.9	0.4	2.0	61.3	3.1	8080



# Addison

## JIS Shipboard Cables



### 0.6/1KV (FA-) FPYCS

Conductor			Thick. of insulation	Dia. of shield wire	Thick. of bedding	Dia. over bedding	Dia. of steel wire	(FA-) FPYCS		
Size	Construction	O.D						Nom. overall dia.	Tolerance	Cable weight
mm <sup>2</sup>	No./mm	mm	mm	mm	mm	mm	mm	mm	mm	Kg / Km
1.5	7/0.53	1.59	1.0	0.14	1.2	12.4	0.3	14.0	0.7	400
2.5	7/0.67	2.01	1.0	0.16	1.2	13.7	0.3	15.3	0.8	480
4	7/0.85	2.55	1.0	0.16	1.3	15.1	0.3	16.7	0.8	600
6	7/1.04	3.12	1.0	0.16	1.4	16.7	0.3	18.3	0.9	740
10	7/1.35	4.05	1.0	0.16	1.4	19.1	0.3	20.7	1.0	1030
16	7/1.70	5.1	1.0	0.18	1.5	22.0	0.3	23.6	1.2	1350
25	7/2.14	6.42	1.2	0.18	1.7	26.5	0.3	28.1	1.4	1950
35	7/2.52	7.56	1.2	0.18	1.8	29.5	0.3	31.1	1.6	2540
50	19/1.78	8.9	1.4	0.20	2.0	34.5	0.4	36.6	1.8	3480
70	19/2.14	10.7	1.4	0.26	2.2	39.5	0.4	41.6	2.1	4750
95	19/2.52	12.6	1.6	0.26	2.4	45.9	0.4	48.0	2.4	6280
120	37/2.03	14.2	1.6	0.26	2.6	50.1	0.4	52.1	2.6	7590
150	37/2.25	15.8	1.8	0.26	2.8	55.3	0.4	57.4	2.9	9150
185	37/2.52	17.6	2.0	0.26	3.0	61.2	0.4	63.2	3.2	11150

### 0.6/1KV (FA-) FPYCYS

Conductor			Thick. of insulation	Dia. of shield wire	Thick. of bedding	Dia. over bedding	Dia. of steel wire	Thick. of covering	(FA-) FPYCYS		
Size	Construction	O.D							Nom. overall dia.	Tolerance	Cable weight
mm <sup>2</sup>	No./mm	mm	mm	mm	mm	mm	mm	mm	mm	Kg / Km	
1.5	7/0.53	1.59	1.0	0.14	1.2	12.4	0.3	1.0	16.0	0.8	490
2.5	7/0.67	2.01	1.0	0.16	1.2	13.7	0.3	1.0	17.4	0.9	580
4	7/0.85	2.55	1.0	0.16	1.3	15.1	0.3	1.0	18.9	0.9	720
6	7/1.04	3.12	1.0	0.16	1.4	16.7	0.3	1.1	20.5	1.0	880
10	7/1.35	4.05	1.0	0.16	1.4	19.1	0.3	1.1	23.1	1.2	1190
16	7/1.70	5.1	1.0	0.18	1.5	22.0	0.3	1.2	26.1	1.3	1550
25	7/2.14	6.42	1.2	0.18	1.7	26.5	0.3	1.3	30.9	1.5	2200
35	7/2.52	7.56	1.2	0.18	1.8	29.5	0.3	1.4	34.0	1.7	2780
50	19/1.78	8.9	1.4	0.20	2.0	34.5	0.4	1.5	39.8	2.0	3750
70	19/2.14	10.7	1.4	0.26	2.2	39.5	0.4	1.6	45.1	2.3	5280
95	19/2.52	12.6	1.6	0.26	2.4	45.9	0.4	1.8	51.8	2.6	6750
120	37/2.03	14.2	1.6	0.26	2.6	50.1	0.4	1.9	56.2	2.8	8150
150	37/2.25	15.8	1.8	0.26	2.8	55.3	0.4	2.0	61.8	3.1	1210
185	37/2.52	17.6	2.0	0.26	3.0	61.2	0.4	2.2	67.9	3.4	11980

